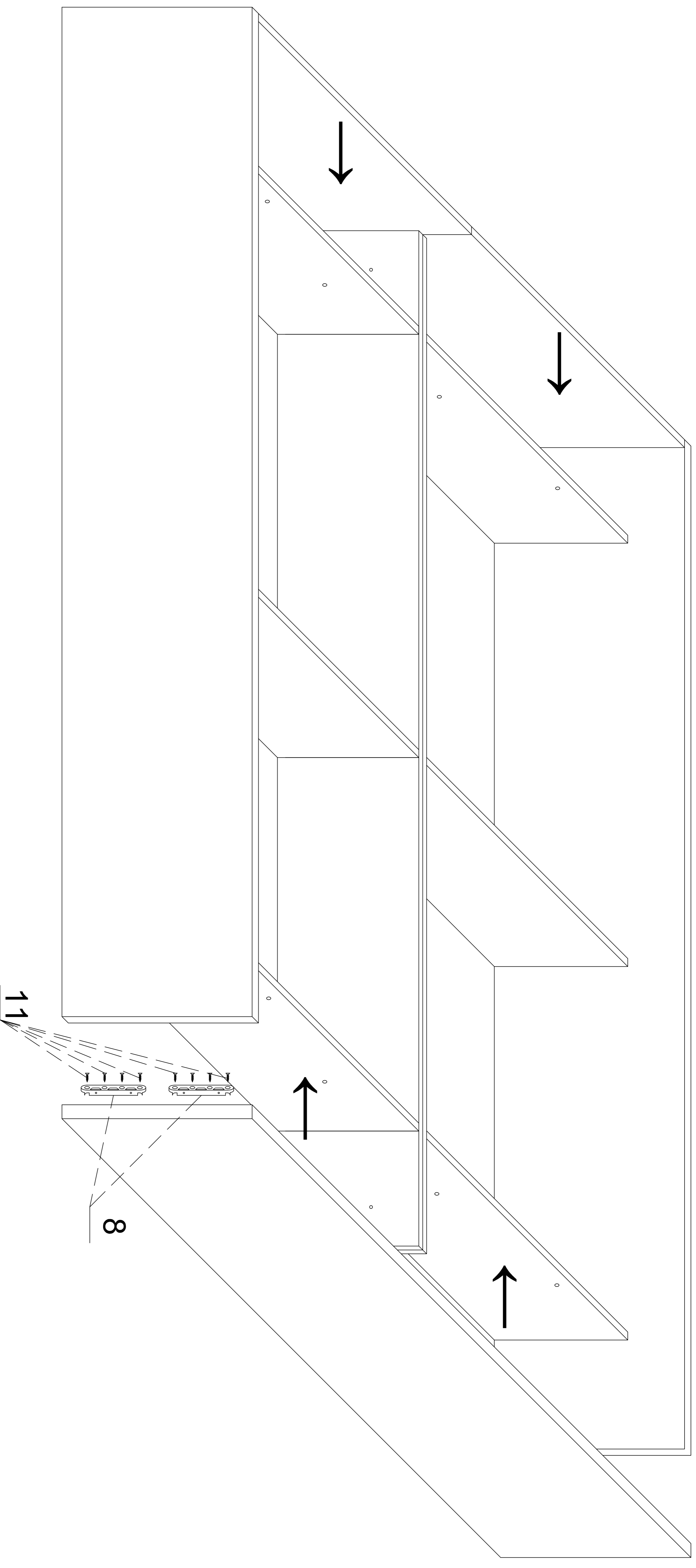
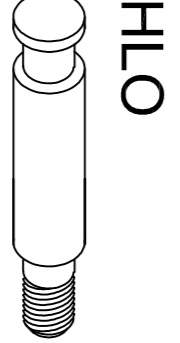

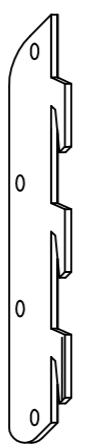
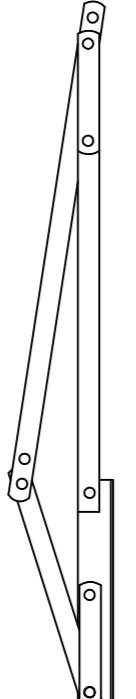
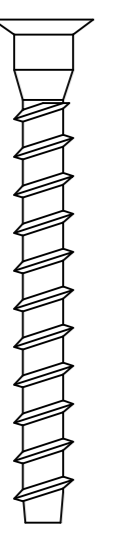
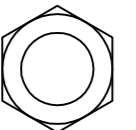
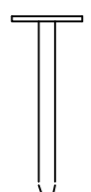


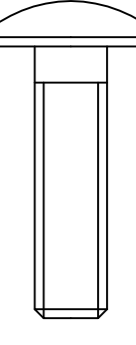
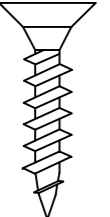


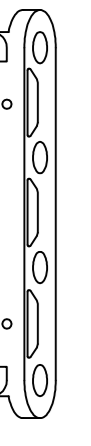
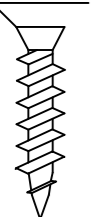


postel KLAUDIA

VÝKLOPNÉ KOVANIE MONTOVAŤ V SMERE ŠÍPOK



1	TIAHLO 	16	5	KOLIK BUK 8x35 	36	9		6	13		4
2	KONFIRMÁT 7X50 	16	6	MATICA M8 	16	10	KLINCE 1,25 x 25 	80	14	SPOJOVACÍ PLASTOVÝ UHOLNÍK 	9
3	EXCENTER Ø 15 	16	7	VRATOVÁ SKRUTKA m 8x30 	16	11	SKRUTKA DO DREVOTRIESKY 4x20 	33	15	SPOJOVACIA SKRUTKA m 4 	9
4	HMOŽDINKA-PLAST 8X11 	16	8		4	12	SKRUTKA DO DREVOTRIESKY 4x16 	24			